

Arvind A. Thakkar  
B.Com., F.C.A.

Date :


**Auditor's Report on Quarterly Financial Results and Year to Date Results  
of the company pursuant to the Clause 41 of the Listing Agreement**

To,

Board of Directors of **Redex Protech Limited**

We have audited the quarterly financial results of **REDEX PROTECH LIMITED** for the quarter ended **30<sup>th</sup> September, 2014**, being submitted by the company pursuant to the requirement of Clause 41 of the Listing Agreement except for the disclosures regarding 'Public Shareholding' and 'Promoter and Promoter Group Shareholding' which have been traced from disclosures made by the management and have not been audited by us. These quarterly financial results have been prepared on the basis of the interim financial statements, which are the responsibility of the company's management. Our responsibility is to express an opinion on these financial results based on our audit of such interim financial statements, which have been prepared in accordance with the recognition and measurement principles laid down in Accounting Standard (AS) 25, interim financial reporting, issued pursuant to the Companies (Accounting Standards) Rules ,2006 as per section 133 of Companies Act 2013 or by the Institute Of Chartered Accountants Of India and other accounting principles generally accepted in India.

We conducted our audit in accordance with the Auditing Standards generally accepted in India. Those standards require that we plan and perform the Audit to obtain reasonable assurance as to whether the financial statements are free of material misstatement(s). An audit includes examining, on a test basis, evidence supporting the amounts disclosed as financial results. An audit also includes assessing the accounting principles used and significant estimates made by management. We believe that our audit provides a reasonable basis for our opinion.



Contd....2



**ARVIND A. THAKKAR & CO**  
CHARTERED ACCOUNTANTS

Phone : 079 - 27543655 / 50  
Ground Floor, Trupti Apartments,  
Behind Old High Court,  
Navrangpura, Ahmedabad-380 009.  
Email : aathakkar47@gmail.com  
Mobile : 9825484365

**Arvind A. Thakkar**  
B.Com., F.C.A.

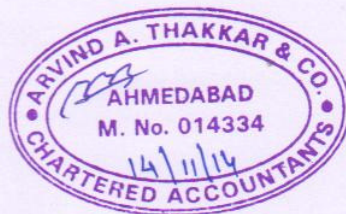
Date :

-2-


In our opinion and to the best of our information and according to the explanations given to us these quarterly financial results as well as year to date results:

- (i) Are presented in accordance with the requirements of clause 41 of the Listing Agreement in this regard , and
- (ii) Give a true and fair view of the Net Profit and other financial information for the Quarter ended 30<sup>th</sup> September, 2014.

Further, we also report, on the basis of the books of accounts, other records, representations and information and explanations given to us by the management, regarding the number of shares as well as percentage of shareholdings in respect of aggregate amount of public shareholdings and promoter's shareholding, as furnished by the company in terms of clause 35 of the Listing Agreement and found the same to be correct.



FOR ARVIND A. THAKKAR & CO.  
CHARTERED ACCOUNTANTS

  
**A. A. THAKKAR**  
(SOLE PROPRIETOR)

Place: Ahmadabad  
Date: 14<sup>th</sup> November, 2014

Membership No. 014334  
FRN. No. : 100571W





**REDEX**  
PROTECH LIMITED

**TOTAL FIRE PROTECTION COMPANY**

**CORPORATE OFFICE :**

A-5, JAYMANGAL HOUSE,  
OPP. GANDHIGRAM RLY. STATION,  
AHMEDABAD-380 009. (INDIA)

PHONE : 26584080, TELEFAX : 079-26587009

CIN - L31100GJ1991PLC016557

| PART I  |  |                             |                                       |  |  |   |                                |
|---|--|-----------------------------|---------------------------------------|--|--|---|--------------------------------|
| Statement of Unaudited Results for the Quarter ended on 30th Sept, 2014 |  |                             |                                       |  |  |   |                                |
| (Rupees in Lacs)  |  |                             |                                       |  |  |   |                                |
|   | Particulars  | 3 Months Ended 30th Sep. 14 | Preceding 3 Months Ended 30th June 14 | Corresponding 3 Months Ended in the Previous Year (30th Sep. 13) | Year To date figures for current period ended (1st Apr. To 30th Sep. 14) | Year to date figures for the previous year ended (1st Apr. To 30th Sep. 13) | Previous year ended 31/03/2014 |
|   | (Refer Notes Below)  | (Unaudited)                 | (Unaudited)                           | (Unaudited)  | (Unaudited)  | (Unaudited)   | (Audited)                      |
| 1   | <b>Income from operations</b>  |                             |                                       |  |  |   |                                |
|   | (a) Net sales/income from operations (Net of excise due)   | 0.44                        | 0.51                                  | 0.46   | 0.95   | 1.00  | 2.04                           |
|   | (b) Other operating income   | 6.74                        | 7.35                                  | 7.35   | 14.09  | 14.70   | 29.40                          |
|   | <b>Total</b>   | <b>7.19</b>                 | <b>7.86</b>                           | <b>7.81</b>  | <b>15.04</b>   | <b>15.70</b>  | <b>31.44</b>                   |
| 2   | <b>Total income from operations (net) Expenses</b>   |                             |                                       |  |  |   |                                |
|   | (a) Cost of materials consumed   | -                           | -                                     | -  | -  | -   | -                              |
|   | (b) Purchases of stock-in-trade  | -                           | -                                     | -  | -  | -   | -                              |
|   | (c) Changes in inventories of finished goods, work-in-progress and stock-in-trade  | -                           | -                                     | -  | -  | -   | -                              |
|   | (d) Employee benefits expense  | 0.24                        | 0.25                                  | 0.22   | 0.47   | 0.43  | 0.86                           |
|   | (e) Depreciation and amortisation expense  | 1.00                        | 1.00                                  | 0.86   | 2.00   | 1.72  | 3.80                           |
|   | (f) Land Development   | -                           | -                                     | -  | -  | -   | -                              |
|   | (g) Land Mchsl Charges   | -                           | -                                     | 0.11   | -  | 1.88  | 1.88                           |
|   | (h) Advertisement  | 0.12                        | 0.16                                  | -  | 0.28   | 0.28  | 0.53                           |
|   | (i) Professional Fees  | -                           | -                                     | -  | -  | 0.01  | 1.54                           |
|   | (j) CDSL./NSDL Application Fees  | -                           | -                                     | -  | -  | -   | -                              |
|   | (k) Annual Listing Fee   | (0.22)                      | 1.69                                  | -  | 1.46   | 0.62  | 2.03                           |
|   | (l) Extinguisher Refilling Charges   | 0.14                        | 0.14                                  | 0.12   | 0.28   | 0.28  | 0.54                           |
|   | (m) Postage & Courier Charges  | 0.02                        | 0.01                                  | 0.01   | 0.03   | 0.02  | 0.03                           |
|   | (n) Other expenses (Any item exceeding 10% of the total expenses relating to continuing operations to be shown separately) | 2.11                        | 0.14                                  | 0.27   | 2.24   | 0.47  | 1.02                           |
|   | <b>Total expenses</b>  | <b>3.39</b>                 | <b>3.38</b>                           | <b>1.59</b>  | <b>6.77</b>  | <b>5.71</b>   | <b>12.23</b>                   |
| 3   | <b>Profit / (Loss) from operations before other income, finance costs and exceptional items (1-2)</b>                      | <b>3.79</b>                 | <b>4.48</b>                           | <b>6.21</b>  | <b>8.27</b>  | <b>9.99</b>   | <b>19.21</b>                   |
| 4   | Other income   | -                           | -                                     | -  | -  | -   | -                              |
| 5   | <b>Profit / (Loss) from ordinary activities before finance costs and exceptional items (3 + 4)</b>                         | <b>3.79</b>                 | <b>4.48</b>                           | <b>6.21</b>  | <b>8.27</b>  | <b>9.99</b>   | <b>19.21</b>                   |
| 6   | Finance costs  | -                           | -                                     | 0.00   | -  | -   | -                              |
| 7   | <b>Profit / (Loss) from ordinary activities after finance costs but before exceptional items (5 + 6)</b>                   | <b>3.79</b>                 | <b>4.48</b>                           | <b>6.21</b>  | <b>8.27</b>  | <b>9.99</b>   | <b>19.21</b>                   |
| 8   | Exceptional items  | -                           | -                                     | -  | -  | -   | -                              |
| 9   | <b>Profit / (Loss) from ordinary activities before tax (7 + 8)</b>   | <b>3.79</b>                 | <b>4.48</b>                           | <b>6.21</b>  | <b>8.27</b>  | <b>9.99</b>   | <b>19.21</b>                   |
| 10  | Tax expense  | 0.78                        | 0.94                                  | 1.55   | 1.72   | 2.27  | 4.13                           |
| 11  | <b>Net Profit / (Loss) from ordinary activities after tax (9 + 10)</b>   | <b>3.01</b>                 | <b>3.54</b>                           | <b>4.67</b>  | <b>6.55</b>  | <b>7.72</b>   | <b>15.08</b>                   |





**REDEX**  
PROTECH LIMITED

**TOTAL FIRE PROTECTION COMPANY**

**CORPORATE OFFICE :**

A-5, JAYMANGAL HOUSE,  
OPP. GANDHIGRAM RLY. STATION,  
AHMEDABAD-380 009. (INDIA)

PHONE : 26584080, TELEFAX : 079-26587009

CIN - L31100GJ1991PLC016557

|       |   |              |              |              |              |              |              |
|-------|---|--------------|--------------|--------------|--------------|--------------|--------------|
| 12    | Extraordinary items (net of tax expense **<br>Lakhs)  |              |              |              |              |              |              |
| 13    | <b>Net Profit / (Loss) for the period (11 + 12)</b>   | 3.01         | 3.54         | 4.67         | 6.55         | 7.72         | 15.08        |
| 14    | Share of profit / (loss) of associates*   |              |              |              |              |              |              |
| 15    | Minority interest *   |              |              |              |              |              |              |
| 16    | <b>Net Profit / (Loss) after taxes, minority interest<br/>and share of profit / (loss) of associates (13 + 14 +<br/>15) *</b> | 3.01         | 3.54         | 4.67         | 6.55         | 7.72         | 15.08        |
| 17    | Paid-up equity share capital<br>(Face Value of the Share shall be indicated)  | 672.115      | 672.115      | 672.115      | 672.115      | 672.115      | 672.115      |
| 18.i  | <b>Earnings per share (before extraordinary items)<br/>(of Rs. 10 /- each) (not annualised):</b><br>(a) Basic<br>(b) Diluted  | 0.04<br>0.04 | 0.05<br>0.05 | 0.07<br>0.07 | 0.10<br>0.10 | 0.11<br>0.11 | 0.22<br>0.22 |
| 18.ii | <b>Earnings per share (after extraordinary items)<br/>(of Rs. 10 /- each) (not annualised):</b><br>(a) Basic<br>(b) Dilute    | 0.04<br>0.04 | 0.05<br>0.05 | 0.07<br>0.07 | 0.10<br>0.10 | 0.11<br>0.11 | 0.22<br>0.22 |

See accompanying note to the financial results

**Note :** The classification / disclosure of items in the financial results shall be in accordance with the Revised Schedule VI of the Companies Act, 1956.

Further to the above, profit/loss from discontinuing operations, if any, included in the above shall be disclosed with details thereof.

| PART II                     |   |            |            |            |            |            |            |
|-----------------------------|---|------------|------------|------------|------------|------------|------------|
| PARTICULARS OF SHAREHOLDING |   |            |            |            |            |            |            |
| A                           | Public shareholding   |            |            |            |            |            |            |
|                             | - Number of shares  | 5243950    | 5243950    | 5243950    | 5243950    | 5243950    | 5243950    |
|                             | - Percentage of shareholding  | 78.02%     | 78.02%     | 78.02%     | 78.02%     | 78.02%     | 78.02%     |
|                             | Promoters and Promoter Group Shareholding **  |            |            |            |            |            |            |
|                             | a) Pledged / Encumbered   |            |            |            |            |            |            |
|                             | - Number of shares  | Pledged    | Pledged    | Pledged    | Pledged    | Pledged    | Pledged    |
|                             | - Percentage of shares (as a % of the total<br>shareholding of promoter and promoter group)     | Shares-NIL | Shares-NIL | Shares-NIL | Shares-NIL | Shares-NIL | Shares-NIL |
|                             | - Percentage of shares (as a % of the total share capital<br>of the company)                    |            |            |            |            |            |            |
|                             | b) Non-encumbered   |            |            |            |            |            |            |
|                             | - Number of shares  | 1477200    | 1477200    | 1477200    | 1477200    | 1477200    | 1477200    |
|                             | - Percentage of shares (as a % of the total<br>shareholding of the Promoter and Promoter group) | 100%       | 100%       | 100%       | 100%       | 100%       | 100%       |
|                             | - Percentage of shares (as a % of the total<br>share capital of the company)                    | 21.98%     | 21.98%     | 21.98%     | 21.98%     | 21.98%     | 21.98%     |

| Particulars |  | 2nd Quarter ended (30/09/2014) |  |  |  |  |  |
|-------------|--|--------------------------------|--|--|--|--|--|
| B           | <b>INVESTOR COMPLAINTS</b>                     |                                |  |  |  |  |  |
|             | Pending at the beginning of the quarter        |                                |  |  |  |  |  |
|             | Received during the quarter                    |                                |  |  |  |  |  |
|             | Disposed of during the quarter                 |                                |  |  |  |  |  |
|             | Remaining unresolved at the end of the quarter |                                |  |  |  |  |  |

Note:(1) The above results have been taken on record by the Board of Directors of the company at its meeting held on 14th November, 2014 after reviewed by audit committee.

Date: 14/11/2014  
Place: Ahmedabad

For, Redex Protech Limited

(Vikram Bhagat)  
Director





# REDEX

## PROTECH LIMITED

**TOTAL FIRE PROTECTION COMPANY**

**CORPORATE OFFICE :**

A-5, JAYMANGAL HOUSE,  
OPP. GANDHIGRAM RLY. STATION,  
AHMEDABAD-380 009. (INDIA)  
PHONE : 079 - 26584080, 26587009,  
CIN - L31100GJ1991PLC016557

### ANNEXURE IX TO CLAUSE 41

Clause 41 of the Listing Agreement for Companies (Other than Banks)

| Standalone Statement of Assets and Liabilities      | As at 30th<br>Sept., 2014<br>(Unaudited) | As at 31st<br>March, 2014<br>(Audited) |
|---|--|--|
| Particulars   |  |  |
| <b><u>A EQUITY AND LIABILITIES</u></b>              |  |  |
| <b>1 Shareholders' funds</b>                        |  |  |
| (a) Share capital                                   | 672.12                                   | 672.12                                 |
| (b) Reserves and surplus                            | (210.87)                                 | (216.58)                               |
| (c) Money received against share warrants           | -  | -                                      |
| <b>Sub-total - Shareholders' funds</b>              | <b>461.24</b>                            | <b>455.54</b>                          |
| <b>2. Share application money pending allotment</b> |  |  |
|   | -  | -                                      |
| <b>3. Non-current liabilities</b>                   |  |  |
| (a) Long-term borrowings                            | 17.83                                    | 17.83                                  |
| (b) Deferred tax liabilities (net)                  | 0.35                                     | 0.35                                   |
| (c) Other long-term liabilities                     | 8.62                                     | 8.62                                   |
| (d) Long-term provisions                            | -  | -                                      |
| <b>Sub-total - Non-current liabilities</b>          | <b>26.80</b>                             | <b>26.80</b>                           |
| <b>4. Current liabilities</b>                       |  |  |
| (a) Short-term borrowings                           | -  | -                                      |
| (b) Trade payables                                  | -  | 0.13                                   |
| (c) Other current liabilities                       | 0.23                                     | 0.24                                   |
| (d) Short-term provisions                           | 1.96                                     | 3.97                                   |
| <b>Sub-total - Current liabilities</b>              | <b>2.18</b>                              | <b>4.34</b>                            |
| <b>TOTAL - EQUITY AND LIABILITIES</b>               | <b>490.22</b>                            | <b>486.68</b>                          |
| <b><u>B ASSETS</u></b>                              |  |  |
| <b>1. Non-current assets</b>                        |  |  |
| (a) Fixed assets                                    | 170.74                                   | 173.59                                 |
| (b) Goodwill on consolidation                       | -  | -                                      |
| (c) Non-current investments                         | -  | -                                      |
| (d) Deferred tax assets (net)                       | -  | -                                      |
| (e) Long-term loans and advances                    | 301.10                                   | 303.06                                 |
| (f) Other non-current assets                        | -  | -                                      |
| <b>Sub-total - Non-current assets</b>               | <b>471.84</b>                            | <b>476.65</b>                          |





# REDEX

## PROTECH LIMITED

### TOTAL FIRE PROTECTION COMPANY

**CORPORATE OFFICE :**

A-5, JAYMANGAL HOUSE,  
OPP. GANDHIGRAM RLY. STATION,  
AHMEDABAD-380 009. (INDIA)  
PHONE : 079 - 26584080, 26587009,  
CIN - L31100GJ1991PLC016557

|                                   |               |               |
|-----------------------------------|---------------|---------------|
| <b>2 Current assets</b>           |               |               |
| (a) Current investments           | -             | -             |
| (b) Inventories                   | -             | -             |
| (c) Trade receivables             | 16.50         | 8.22          |
| (d) Cash and cash equivalents     | 1.89          | 1.46          |
| (e) Short-term loans and advances | -             | 0.35          |
| (f) Other current assets          | -             | -             |
| <b>Sub-total - Current assets</b> | <b>18.38</b>  | <b>10.03</b>  |
| <b>Total -Assets</b>              | <b>490.22</b> | <b>486.68</b> |

**Notes:**

1. The financial statement has been prepared as per the Revised Schedule - VI to the Companies Act, 1956.
2. The above results have been taken on record by the Board of Directors of the company at its meeting held on 14th November, 2014 after reviewed by audit committee.

Date: 14/11/2014  
Place: Ahmedabad

